



**MHYC**  
MIDDLE HARBOUR YACHT CLUB

## **Race Management Flags & Signals**

**10 September 2020**

### **Agenda**

---

- **Session Aims**
- **Regulatory Documents**
- **Officiating Pathways**
- **Course Types**
- **Race Signals**
- **Signals Ashore**
- **Start Boat Procedures**
- **Start Boat Race Signals**
- **Signals after the Start**
- **Other Race Signals**



## Session Aims

---

- Competitors
- Race Management Volunteers



## Regulatory Documents

---

- IRPCAS
- State & National Marine Regulations
- World Sailing Regulations
- World Sailing Race Management Policies
- Racing Rules of Sailing (RRS)
- Notices of Race
- Sailing Instructions
- Notices to Competitors



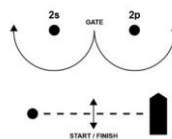
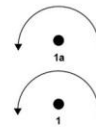
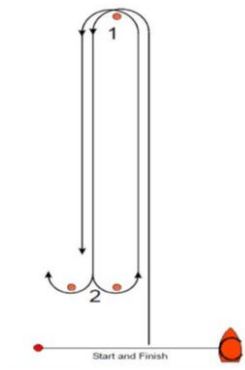
## Officiating Pathways

- Mark Layer
- Race Officer
- Judge
- Umpire
- Equipment Inspector
- Technical Delegate



## Course Types

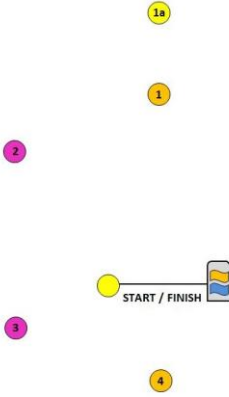
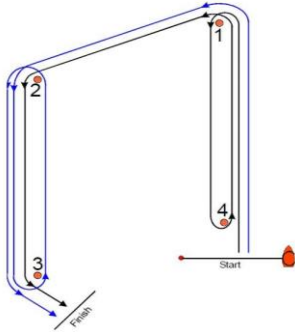
- Windward Leeward



# Course Types

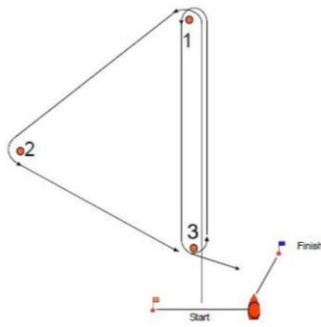
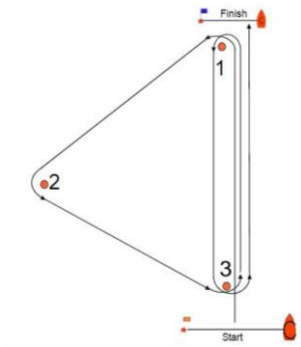
## ■ Trapezoid

Trapezoid  
Inner & Outer Loops



# Course Types

## ■ Triangle



# Course Types

## ■ Combination Laid & Fixed Marks

The collage features a spiral-bound notebook with the following course lists:

- COURSE 3 — NORTH EAST (approx. 13.4 nm)**
  1. Start Hunters Bay
  2. AS Mark Cannae Point
  3. AS Mark East Channel
  4. MH Inflatable Chowder Bay
  5. AS Mark Cannae Point
- COURSE 4 — NORTH EAST (approx. 12.1 nm)**
  1. Start Hunters Bay
  2. AS Mark Cannae Point
  3. MH Inflatable Chowder Bay
  4. MH Inflatable Manly Point (P)
- COURSE 5 — NOR NOR EAST (approx. 10.4 nm)**
  1. Start Hunters Bay
  2. AS Mark Manly West
  3. AS Mark Manly East
  4. MH Inflatable South Reef
  5. MH Inflatable Chowder Bay (\*)
- COURSE 6 — NOR NOR EAST (approx. 14.2 nm)**
  1. Start Hunters Bay
  2. AS Mark Manly West
  3. AS Mark Manly East
  4. MH Inflatable South Reef
  5. MH Inflatable Chowder Bay

Other visible text includes:

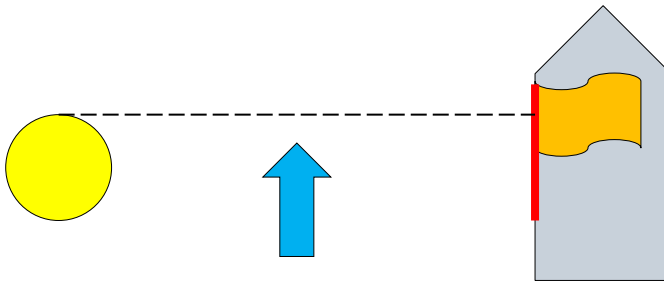
- AS Mark East Channel
- AS Mark East Channel
- MH Inflatable Chowder Bay
- Finish Spring Cove
- MH Inflatable Chowder Bay (\*)
- MH Inflatable Manly Point (P)
- AS Mark Edwards Beach
- Finish Spring Cove
- MH Inflatable Manly Point
- MH Inflatable South Reef
- MH Inflatable Chowder Bay
- Finish Spring Cove
- AS Mark Manly East
- AS Mark Edwards Beach
- MH Inflatable Manly Point
- MH Inflatable South Reef
- MH Inflatable Chowder Bay
- Finish Spring Cove

The smartphone screen shows a nautical chart of North Harbour with a blue route line connecting various points. The chart includes labels like 'North Harbour', 'AS Mark Cannae Point', 'AS Mark East Channel', 'MH Inflatable Chowder Bay', 'Finish Spring Cove', 'AS Mark Manly West', 'AS Mark Manly East', 'MH Inflatable South Reef', 'MH Inflatable Chowder Bay', and 'Finish Spring Cove'. The phone's status bar shows 'Telstra', '2:35 pm', and battery level '63%'.

**MHYC**  
MIDDLE HARBOUR YACHT CLUB

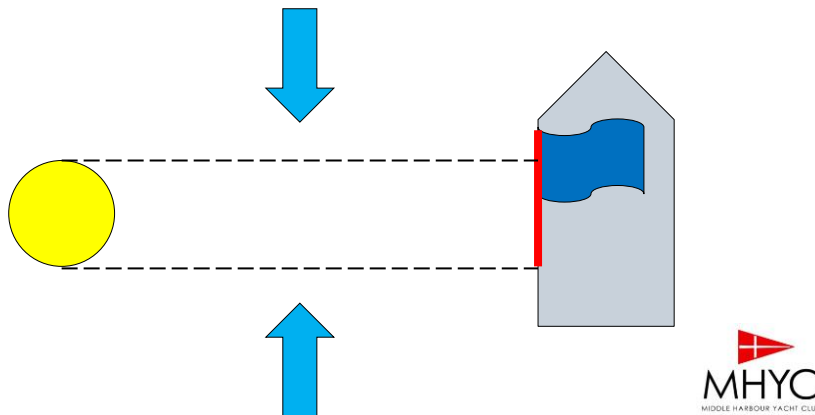
# Starting and Finishing Lines

## ■ Start Line



## Starting and Finishing Lines

### ■ Finish Line



## Rule 25 NOR, SIs & Signals

### PART 3

#### CONDUCT OF A RACE

- 25 NOTICE OF RACE, SAILING INSTRUCTIONS AND SIGNALS**
- 25.1** The notice of race and sailing instructions shall be made available to each boat before a race begins.
- 25.2** The meanings of the visual and sound signals stated in Race Signals shall not be changed except under rule 86.1(b). The meanings of any other signals that may be used shall be stated in the notice of race or sailing instructions.
- 25.3** When the race committee is required to display a flag as a visual signal, it may use a flag or other object of a similar appearance.

# Race Signals (RRS)

## International Code Flags & Pennants



INTERNATIONAL FLAGS AND PENNANTS			
ALPHABET FLAGS		NUMERAL PENNANTS	
Alpha		Kilo	
Bravo		Lima	
Charlie		Mike	
Delta		November	
Echo		Oscar	
Foxtrot		Papa	
Gufo		Quebec	
Hotel		Romeo	
India		Sierra	
Juliett		Tango	

## Naval Numerals




# Race Signals (RRS 2021-2024)

## RACE SIGNALS

The meanings of visual and sound signals are stated below. An arrow pointing up or down (↑ ↓) means that a visual signal is displayed or removed. A dot (•) means a sound, five short flashes (-----) means repetitive sound, a long flash (—) means a long sound. When a visual signal is displayed over a class flag, fleet flag, event flag or race area flag, the signal applies only to that class, fleet, event or race area.


### Postponement Signals



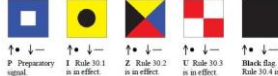
### AP over a Numeral Pennant 1-9



### Abandonment Signals




### Preparatory Signals



### Recall Signals



### Changing the Next Leg



### Other Signals



## Signals Ashore

- L \*
- L over Class \*
- AP \*\*
- AP over A \*\*
- AP over Class \*\*
- AP over Numeral \*\*
- AP over Numeral over Class \*\*
- N over A \*\*\*
- N over A over Class \*\*\*
- Y \*



## Safety

- Yankee Flag can be displayed at Start Box or on Start Boat



Y Wear a personal flotation device (see [rule 40](#)).

### PART 4

#### OTHER REQUIREMENTS WHEN RACING

*Part 4 rules apply only to boats racing unless the rule states otherwise.*

#### 40 PERSONAL FLOTATION DEVICES

When flag Y is displayed with one sound before or with the warning signal, competitors shall wear personal flotation devices, except briefly while changing or adjusting clothing or personal equipment. When flag Y is displayed ashore, this rule applies at all times while afloat. Wet suits and dry suits are not personal flotation devices.





# Start Boat Procedures

## ■ Start Boat Team Roles

- Race Officer
- Timekeeper
- Signals
- Recorder

## ■ Recording

- Written – Wind, Signals, Starters, OCS, RET, Incidents
- Audio – Starts, Finishes

## ■ Communication

- Visual Signals – Flags, Course Board
- Sound Signals (RRS26 - absence shall be disregarded)
- Radio



# Start Boat Signals

## ■ Orange Flag – Start Boat “on station”

- Attention Signal 5 mins before first Warning Signal \*



## ■ Preparatory Signal Flags – Rule 26



↑• ↓—  
**P** Preparatory signal.



↑• ↓—  
**I** Rule 30.1 is in effect.



↑• ↓—  
**Z** Rule 30.2 is in effect.



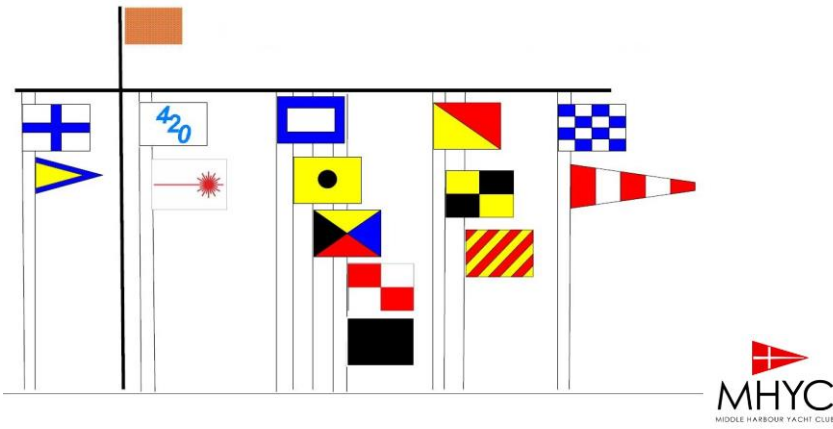
↑• ↓—  
**U** Rule 30.3 is in effect.



↑• ↓—  
**Black flag.** Rule 30.4 is in effect.



## Preferred Start Boat Flag Layout



## Start Boat Signals

- **Other Race Committee Signals before the Start**
- Course (flag, pennant, course board, white/blackboard)
- Y Flag \*
- AP, AP over Numeral 1, 2, 3 etc, AP over H, AP over A \*\*
- N, N over H, N over A \*\*\*



## Start Boat Signals

---

### ■ Individual Recalls

#### Flag X and 1 sound signal (RRS 29.1)

- This signal must be displayed within 5 seconds of the start signal
- It must be accompanied simultaneously with a sound signal
- It remains on display until all OCS boats have returned and started, or for 4 minutes, or until 1 minute before the next starting signal
- It is removed without a sound signal
- Make every effort to identify all OCS boats
- Refer to Case Book - Case 79




## Start Boat Signals

---

### ■ General Recalls

#### Flag 1st Sub – 2 sound signals (RRS 29.2)

- Should be used reluctantly
- A good start line will reduce the need for this signal
- A short start line with fewer boats will make this signal almost redundant
- Take care when penalty signals are used as the Prep Signal, especially the Black Flag
- Removed with 1 sound signal



## Signals after the Start

### ■ Abandoning a Race



**N** All races that have started are *abandoned*. Return to the starting area. The warning signal will be made 1 minute after removal unless at that time the race is *abandoned* again or *postponed*.



**N over H** All races are *abandoned*. Further signals ashore.



**N over A** All races are *abandoned*. No more racing today.



## Signals after the Start

### ■ Shorten Course

Flag 'S' – two sound signals (RRS 32.1 and 32.2)



- One or more legs cut off the course that was displayed at the warning signal
- Because of foul weather
- Because of insufficient wind making it unlikely that any boat will finish within the time limit
- So that other scheduled race/s can be sailed
- Signal made from the CV at the shortened course finish line as boats commence leg towards new shortened course finishing line
- Signal displayed on committee boat is further away from fleet than any other time a signal is displayed

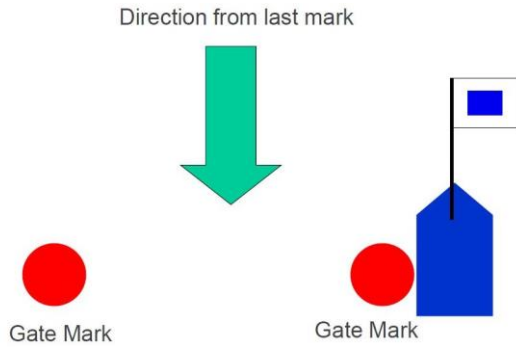
Some events do not allow shorten course



## Signals after the Start

---

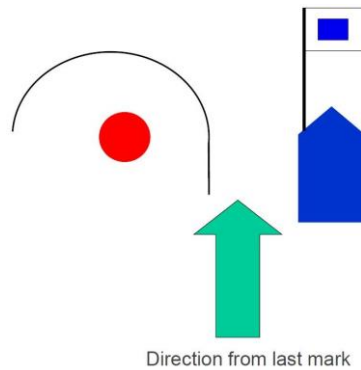
### ■ Shorten Course at Gate



## Signals after the Start

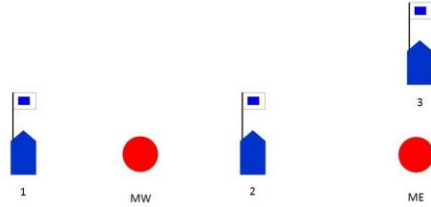
---

### ■ Shorten Course at Windward



# Signals after the Start

## ■ Shorten Course at Fixed AS Mark



Direction from last mark



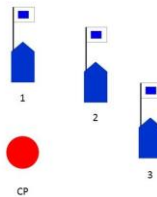
# Signals after the Start

## ■ Shorten Course at Fixed AS Mark

Div 1 direction from last mark



Div 2 direction from last mark



## Signals after the Start

---


### ■ Change of Course

Change of bearing of the next mark:

- Flag 'C' or an object of similar appearance with a repetitive sound signal

This must be displayed with one or both of:

- A new bearing for the next mark and/or;
- A red rectangle when the new position is to port of the original, or;
- A green triangle when the new position is to starboard of the original



## Signals after the Start

---

### ■ Change of Course

Increase or decrease in wind strength Flag 'C' or an object of similar appearance with a repetitive sound signal

This must be displayed with either:

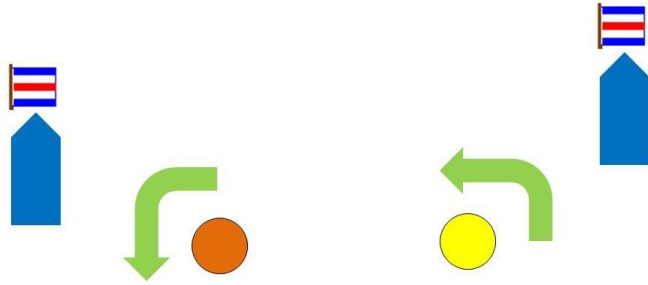
- A plus sign if the leg is to be significantly increased in length
- A minus sign if the leg is to be significantly reduced in length



## Signals after the Start

---


- Change of Course at Windward Mark / Hitch



## Signals after the Start

---

- Change of Course at Gate





## Signals after the Start

---

### ■ Missing Mark

#### Flag 'M' with repetitive sound signal

- The object displaying this signal replaces a missing mark
- The object may be a boat or another buoy
- Before taking the above action, try to replace the mark or use a substitute of similar appearance



## Finishing

---

### ■ Boat Finish

- The Blue Flag indicates that the Race Committee boat is "on station" at the Finish.
- It should be displayed, without a sound signal, when the leading boat commences the last leg to the Finish Line.



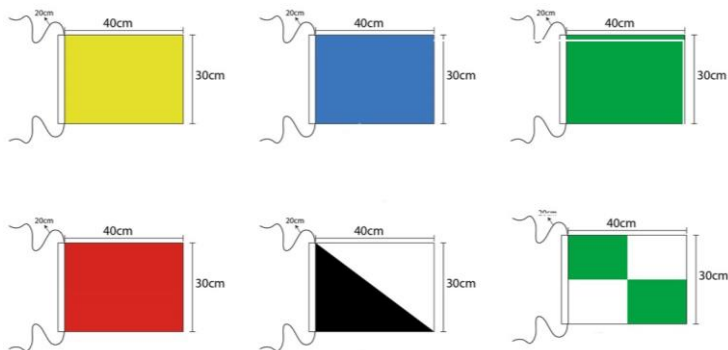
### ■ MHYC Clubhouse Finish

Oscar flag displayed at any time



## Team & Match Racing Umpire Flags

---



## Useful Links

---

- **2017-2020 and 2021-2024 Racing Rules of Sailing along with 2021-2024 Study Version**  
<https://www.sailing.org/documents/racingrules/index.php>



## Questions

---



**MHYC**  
MIDDLE HARBOUR YACHT CLUB

***Thankyou!***